




TRANSPORTATION SECTION
CITY OF OCEANSIDE

BICYCLES – VEHICLES SHARE THE ROAD



Bicycle Paths, Lanes, and Routes

A bicycle path is physically separated from motorized traffic by an open space barrier. Cyclists are not required to use bicycle paths but are encouraged to do so when they are available.



A bicycle lane is a portion of roadway which has been designated by striping, signing, and pavement markings for the preferential or exclusive use of bicyclists. If a usable bicycle lane is provided, cyclists should use it.

A bicycle route is a segment of a system of bikeways designated by jurisdiction having authority with appropriate directional and informational markers.


***If you have questions, requests or suggestions concerning traffic,
please call the Transportation Section at (760) 433-5099.***

BICYCLES – VEHICLES **SHARE THE ROAD**

Most bicyclists ride on the road. It is extremely important that both bicyclists and motor vehicle drivers understand the rules that make for safe use of the road. The purpose of this brochure is to explain traffic laws that allow bicyclists and motor vehicles to Share the Road.

Section 21200 of the California Vehicle Code (CVC) states:

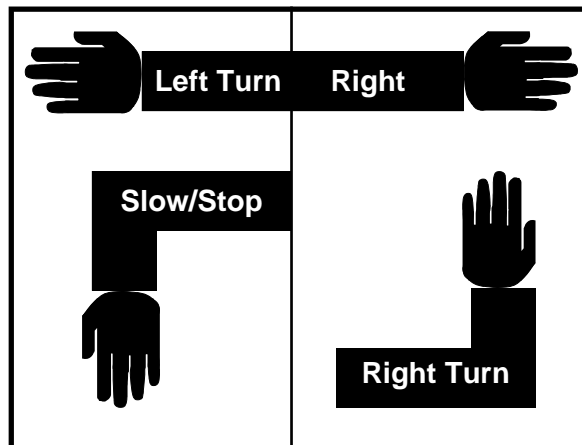
“Every person riding a bicycle upon a highway has all of the rights and is subject to all of the provisions applicable to the driver of a vehicle...”




**SHARE THE
ROAD**

Requirements for Bicyclists

- ❖ Obey all traffic signals and signs. Failure to stop or yield is a leading cause of car-bike collisions.
- ❖ Ride on the right, with the flow of traffic. Riding against traffic is another leading cause of car-bike collisions – and is against the law.
- ❖ Use hand signals to warn of upcoming turns, lane changes, slowing, and stopping. A car has turn signals and brake lights to indicate a change in direction or speed, but a bicycle does not. The following signals are required to be used by cyclists.



- ❖ Bicyclists riding upon a roadway should not ride more than two abreast. If a bicyclist is being overtaken by another vehicle, they should ride single file.
- ❖ When riding at night, both a white front light and a red rear reflector are required. It is also a good idea to wear white or reflective clothing at night, and bright colors during the day.
- ❖ Wear a helmet. A person under the age of 18 is required to wear an approved helmet. Wearing a helmet reduces the risk of injury or death in an accident, and every cyclist, regardless of age, should wear an approved bicycle helmet.



Every helmet must fit properly to provide the maximum protection. It should fit snugly, but not pinch. The chin strap should be adjusted to prevent the helmet from rocking back to front and side to side, and hold the helmet level on your head.

Bicycle helmets should meet ANSI (American National Standards Institute) standards or the Snell Memorial Foundation's Standard for Protective Headgear for Use in Bicycling.

Motorist Courtesies

When passing a bicyclist, be aware and give them plenty of room. A cyclist may make a sudden move to avoid a pothole or other road hazard, so it is important to provide adequate space when passing.

Avoid startling bicyclists. Don't honk or yell at them as it may cause a swerve or fall.