

CITY OF OCEANSIDE clean water program

Volume 8, Issue 1 - Winter/Spring 2010

Loma Alta Creek Cleanup

April 24, 2010

9 a.m. - 12 p.m.

Celebrate Earth Day by participating in the 11th Annual Creek to Bay Cleanup event on April 24, 2010. The City of Oceanside, together with event sponsors I Love a Clean San Diego and 1-800-GOT-JUNK, will be hosting a cleanup along the banks of Loma Alta Creek and at two sites on the Pacific Ocean.

Choose from five sites

- Buccaneer Park at 1500 Pacific Street (cross street is Morse Street))
- Behind Smart & Final on Oceanside Boulevard and I-5 (1701 Oceanside Boulevard)
- Mesa Drive between El Camino Real and Rancho Del Oro Drive
- Behind commercial buildings at 1629 Ord Way (Off Oceanside Boulevard between College Boulevard and Temple Heights Drive)
- South side of the Oceanside Pier

Join us while we remove unwanted materials from the creek and beach and help to improve Oceanside water quality. Volunteers will receive cleanup supplies, refreshments, community service hours, and a free T-shirt or other giveaway item. For more information call 760-435-5536 or 760-435-5807.

Receive event notices by email

To receive event announcements by email, send your email address to cleanwaterprogramevents@ci.oceanside.ca.us, or log on to the events tab at www.oceansidecleanwaterprogram.org to register.

Together we can prevent water pollution.

In This Issue

- Loma Alta Creek Cleanup Event
- Pool draining tips to protect water quality
- Cigarette litter statistics you should know!
- 2010 creek, river and beach cleanup events

Pool Draining Tips to Protect Water Quality

Do you or your friends have a pool? Please read and share this important article with them to learn the proper steps to prepare pool water before draining to the curb and gutter.

With summer right around the corner, many Oceanside residents will be readying their swimming pools in anticipation of the season's heat. As part of this process, some pool owners like to drain old swimming pool water which has been sitting all winter. Though not a necessary task, the following tips are provided for you to properly drain pool water in order to protect the water resources in your community.

Whenever possible, it is best to drain your pool onto your landscape. This recycles your pool water, conserves irrigation water, and avoids the environmental risks associated with draining your pool to the street. Before draining your pool water to the street or to your landscape, be sure to follow the guidelines outlined below.



While draining pool water to the street is a common practice, it can prove harmful to the environment if the pool owner does not properly plan and prepare prior to draining. When pool water is drained to the street, it can carry other pollutants such as oil, grease, sediment, bacteria and trash down the storm drain and into the nearest creek, river, or the Pacific Ocean. Swimming pool water also often contains harmful additives and chemicals. If the water is not properly treated to remove these pollutants prior to draining, they can cause further damage to the health of our waterways and to the plants and animals that live there.

For **chlorine pools**, chlorine levels must be lowered to less than 1 part per million prior to draining. This can be done naturally, by simply allowing the pool water to sit in the sun for a minimum of three days. Alternatively, dechlorination kits can be purchased at home supply stores at a very reasonable cost. These kits have the tools you need to reach the appropriate chlorine levels before draining your pool to the curb and gutter.

continued on next page

Urban Runoff Hotline - Help protect our local waterways

Please report anything other than rain water entering the storm drain.

760-435-5800 "Only Rain in the Storm Drain!"


Cigarette Litter Statistics You Should Know!

Do you or someone you know smoke cigarettes? Cigarette butts should be properly disposed in the trash can - not thrown out the car window or snuffed on the ground without being picked up. Below is information about cigarette litter.

Pollution:

Cigarette Butts on the Ground


Cigarette butts and other litter dropped on the ground end up in local storm drains which lead to the nearest waterway.



Solution:

Cigarette Butts in the Can

Place extinguished cigarette butts in trash cans or bins with lids.



Did you know?

- Over 50,000 cigarette butts are picked up from local beaches each year.
- Using a portable ashtray to store cigarette butts until they can be properly disposed in a trash can is simple and protects the environment.

Cigarette filters:

- are made of plastic
- take 15 - 20 years to decompose
- release toxins into the environment

Please share this information with friends, family, and co-workers so they learn the importance of properly disposing of cigarette butts.

Special
thanks to



for use of these
graphics.

Pool Draining Tips continued from front page

Some people have **salt water pool systems** which may be preferred due to the lower amount of chemicals required for their operation. However, these pools must not be drained to the storm drain system due to their high salt content relative to the fresh water

systems they drain into. Total dissolved solids (TDS) must be below 500 parts per million in order to drain into the street.

“**Green pools**,” which are pools in which algae is growing, also must not be drained to the street. In these instances, algae must first be killed and removed. This is usually done by chlorinating the swimming pool until the algae is gone, then lowering chlorine to the allowable discharge level. Cartridge filters or diatomaceous earth (DE) filters should be rinsed onto a pervious surface such as landscaped areas or grass. While DE is actually beneficial in your garden, it can build up in storm drains and clog them. DE residues can be scooped up and simply thrown in the trash or put to use fending off worms in your garden.

For more information on how to reach acceptable chemical and TDS levels, call your pool maintenance specialist. For questions about safe pool drainage, call the City of Oceanside’s Urban Runoff Hotline at 760-435-5800. By taking these simple steps, you can enjoy your pool, stay cool, and protect the environment, too!


2010 River, Creek, & Beach Cleanup Events

Please join the Clean Water Program staff and citizen volunteers to assist in removing trash and debris from our local rivers, creeks, and beaches.

Event Times: 9:00 a.m. - 12:00 p.m.

Event Details: 760-435-5536

- April 24, 2010: Loma Alta Creek Cleanup
- July 5, 2010: Morning After Mess - City Beaches (8 - 11 a.m.)
- September 25, 2010: Buena Vista Creek Cleanup and California Coastal Cleanup Day
- November 6, 2010: San Luis Rey River Cleanup



City of Oceanside

Clean Water Program
300 North Coast Highway
Oceanside, California 92054
760-435-5800
www.oceansidecleanwaterprogram.org

